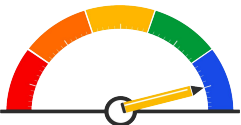


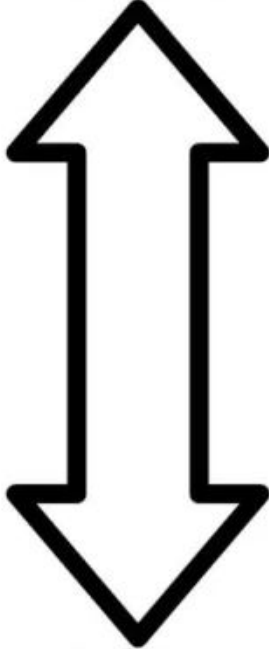
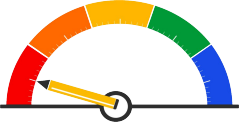
**Two Rock Union School District
2024 California School Dashboard
& LCAP Mid-Cycle Report**

February 13, 2025

LCAP Mid-Year Update with California Dashboard Data



Highest Performance




Lowest Performance

Why is the California School Dashboard important?

The Dashboard is like a report card for our schools and districts:

- Communicates how schools and districts are doing
- Establishes common standards and expectations for all schools and districts
- Identifies student groups, schools, and districts that may need extra support
- Focuses attention on 8 State Priorities
- Informs annual budget and strategic planning processes



REPORT CARD	
Reading	A+
Writing	A+
Mathematics	A+
Science	A+
History	A+
Art	A+
P.E.	A+

Eleven Measures of School Success

Six State Measures

- Academic Performance- English Language Arts and Math
- English Learner Progress (ELPI)
- College/Career Indicator - High School only
- Chronic Absenteeism - K through 8 only
- Graduation Rate - High school only
- Suspension Rate

- ❖ The performance levels are determined using current year and prior year data (change) and are represented by a color ranging from red to blue.



Five Local Indicators

- Basic Conditions
- Implementation of Academic Standards
- School Climate Surveys
- Parent Involvement and Family Engagement
- Access to Courses

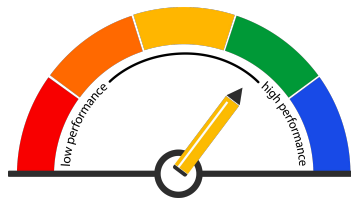
- ❖ Data is self-reported by districts to CDE
- ❖ Ratings include “Met”, “Not Met” or “Not Met For Two Or More Years”

STANDARD MET

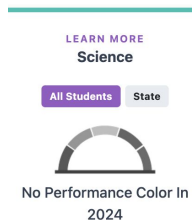
What's New or Different for 2024?



College and Career Indicator
Color Performance Indicator Returns



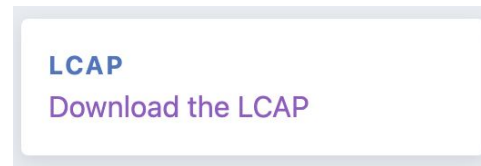
Science
No Color Performance this year as we will need 2 years of data



New Student Demographic Group Added
Long Term English Learners (LTELs)



LCAP
All LEAs are required to have their LCAP linked to the Dashboard



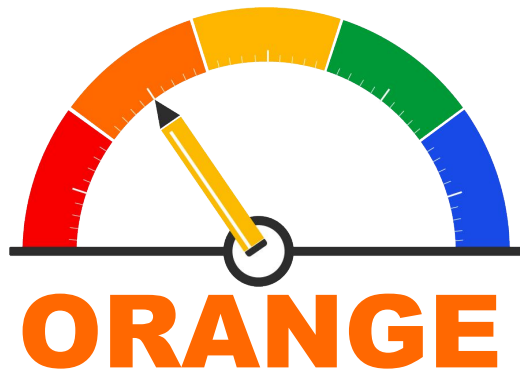
California School Dashboard Annual Results



Dashboard Priority 4: English Language Arts

School District
32 Points
Below Standard

Decreased 39 points from prior
year



California
13.2 Points
Below Standard

RED

ORANGE

YELLOW

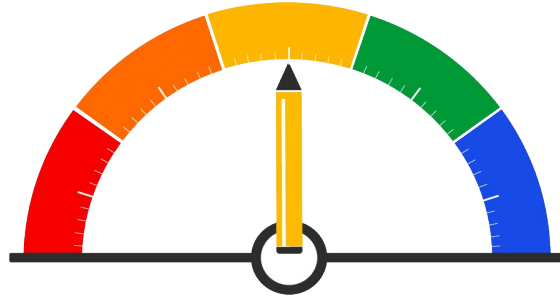
GREEN

BLUE

Dashboard Priority 4: Mathematics

School District
22 Points
Below Standard

Decreased 8 points from prior
year



California
47.6 Points
Below Standard

RED

ORANGE

YELLOW

GREEN

BLUE

Dashboard Priority 4: English Learning Progress Indicator

**School District
44.4% Made
Progress Toward
Proficiency**

Increased/Decreased 8% from
prior year

**California
45.7% Making
Progress**

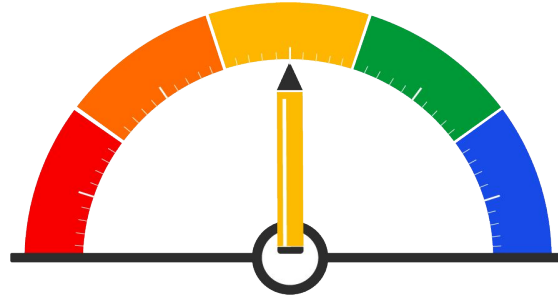
Which students are included in this Indicator?

Only students in grades 1 - 12 who are English Learners and have 2 years of ELPAC scores; there are scores for EL and Long-Term English Learners student groups on this indicator.

Dashboard Priority 5: Chronic Absenteeism

**School District
11% Chronically
Absent**

Decreased 10.6%



**California
18.6%
Chronically
Absent**

RED

RANGE

YELLOW

GREEN

BLUE

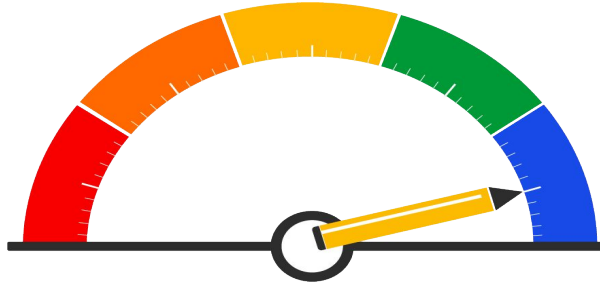
.

Dashboard Priority 5: Suspension Rate

School District

0%

Maintained 0



California
3.2% Suspended
for at least one
day

RED


ORANGE

YELLOW

GREEN

BLUE

LCAP Mid Year Update



LCAP


GOAL 1

Highlights

Goal 1: All students will demonstrate growth towards meeting or exceeding standards on state assessments in English Language Arts (ELA) and mathematics and demonstrate grade level or above proficiency in literacy and mathematics.

Next Steps:

- **Continue to support students in literacy and mathematics**
- **Create Essential Standards and common assessments to measure progress toward**
- **Continued Professional Development for teachers to support ELL students**





Budgeted:

- \$1,379,403.00

Actuals:

- \$702,017.40

GOAL 1

*Expenditure
Status*

GOAL 2

Highlights

Goal 2: Provide and maintain appropriate opportunities for parent and community involvement with effective communication to support a positive learning environment and culture for students.

Celebration:

- **The Spaghetti Dinner exceeded the goal for fundraising this year**
- **Increased membership of TRSEF 5-14 members regularly attend meetings**

Next Steps:

- **Continue to increase daily attendance rates**
- **Reach out to parents/guardians for greater participation in school programs**





Budgeted:

- \$11,028.00

Actuals:

- \$5,488.77

GOAL 2

*Expenditure
Status*

GOAL 3

Highlights


Goal 3: Students will be present and engaged in their learning in order to be successful and provided with physically and emotionally safe environment.

Celebrations:

- **Chronic Absenteeism reduced school wide**
- **PE and Music program at Two Rock**

Next Steps:

- **Continue to reduce the absenteeism rate in the District**





Budgeted:

- \$472,020.00

Actuals:

- \$193,105.50

GOAL 3

*Expenditure
Status*



Questions?